

Human OX40L Protein; His Tag

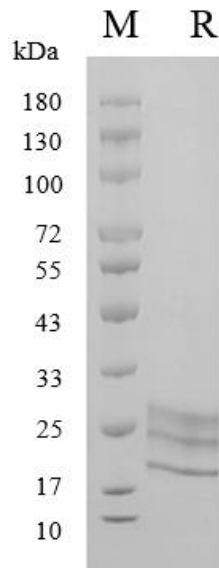
Product Information

Product Name	Human OX40L Protein; His Tag
Storage temp.	Store at $\leq -70^{\circ}\text{C}$, stable for 6 months after receipt. Recommend to aliquot the protein into smaller quantities for optimal storage. Please minimize freeze-thaw cycles.
Catalog# / Size	GM-83111RP-100 / 100 μg GM-83111RP-1000 / 1 mg

Protein Information

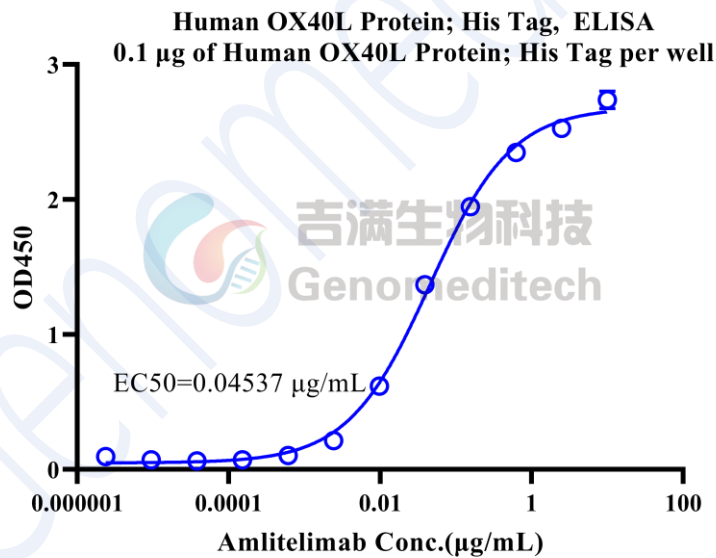
Alternative Names	TNFSF4,CD252,Glycoprotein Gp34,TXGP1,CD134 ligand,CD134L
Source	Human OX40L Protein; His Tag (GM-83111RP) is expressed from human 293 cells (HEK-293). It contains AA Gln51-Leu183 (Accession # NP_003317). This protein carries a His tag at the N-terminus.
Purity	> 90% as determined by SDS-PAGE
Endotoxin	< 1 EU/ μg , determined by LAL gel clotting assay
Predicted Mol Mass	16.9 KDa
Formulation	Supplied as a 0.2 μm filtered solution of PBS, pH7.4.
Description	OX40L is a cell surface molecule, also known as CD252. It is a receptor ligand and a member of the tumor necrosis factor family. OX40L typically binds to its receptor OX40, thereby transmitting signals between immune cells and regulating the activation and proliferation of T cells. This signaling is crucial for the normal functioning of the immune system, making OX40L potentially important in immune regulation and therapy.

SDS-PAGE



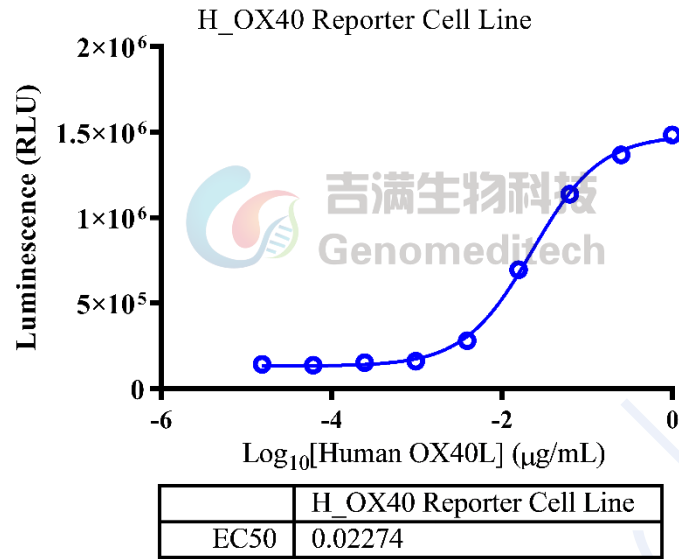
On SDS-PAGE under reducing (R) condition. The gel was stained overnight with Coomassie Blue. The purity of the protein is greater than 90%.

Bioactivity-ELISA



Human OX40L Protein; His Tag (Catalog # GM-83111RP) was immobilized at 1 $\mu\text{g/ml}$ (100 μL /well). Increasing concentrations of Monoclonal Anti-OX40L hIgG4 Antibody (Amlitelimab) (Catalog # GM-82533AB) were added.

Bioactivity CELL BASE



Human OX40L Protein; His Tag (Catalog # GM-83111RP) was added to H_OX40 Reporter Cell Line (Catalog # GM-C30855), and stimulates OX40/OX40L signals.